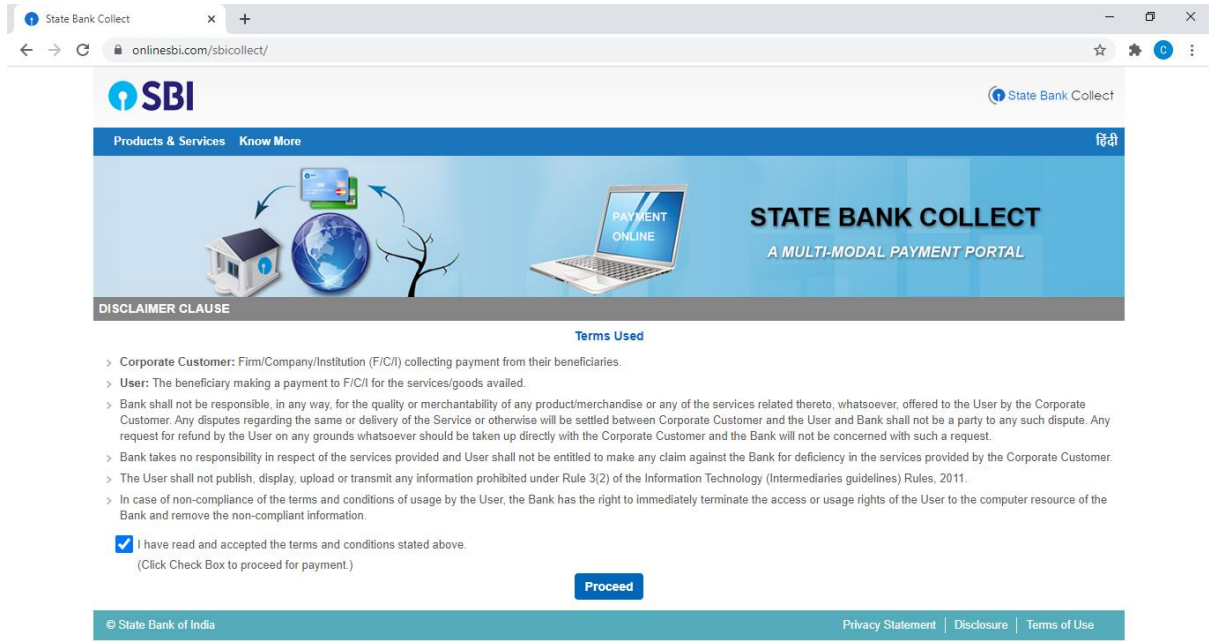


## STEPS FOR IIFPT'S ONLINE TRAINING REGISTRATION

Step 1: Open SBI Collect in your browser. Link:

<https://www.onlinesbi.com/sbicollect/icollecthome.htm>

Accept the terms and conditions and click "Proceed"

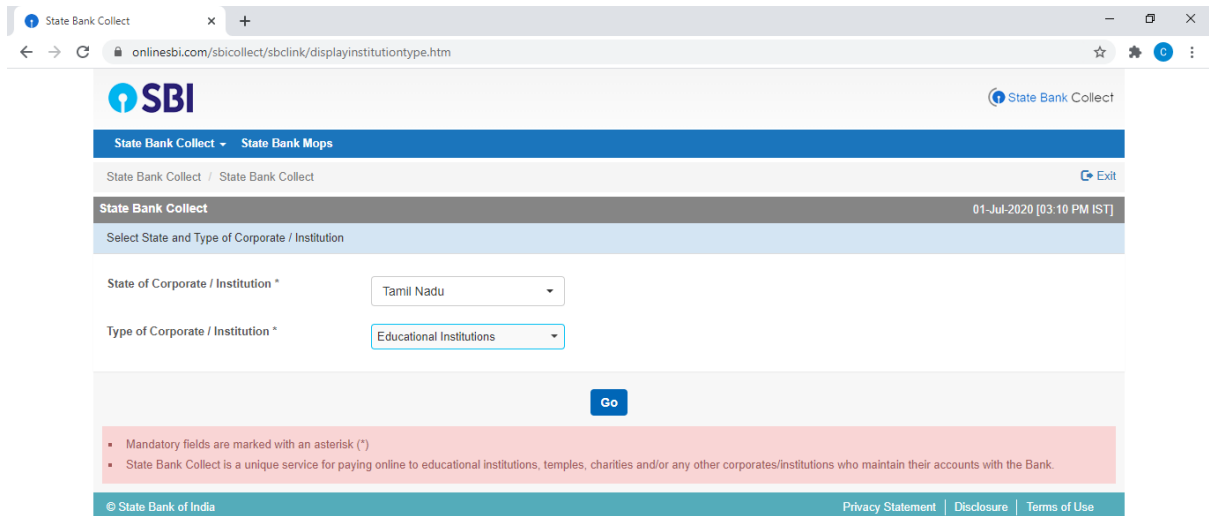


The screenshot shows the State Bank Collect homepage. The header includes the SBI logo and navigation links for "Products & Services" and "Know More". The main banner features the text "STATE BANK COLLECT A MULTI-MODAL PAYMENT PORTAL" with an image of a laptop displaying "PAYMENT ONLINE". Below the banner, there is a "DISCLAIMER CLAUSE" section with a "Terms Used" link. The disclaimer text includes:

- > Corporate Customer: Firm/Company/Institution (F/C/I) collecting payment from their beneficiaries.
- > User: The beneficiary making a payment to F/C/I for the services/goods availed.
- > Bank shall not be responsible, in any way, for the quality or merchantability of any product/merchandise or any of the services related thereto, whatsoever, offered to the User by the Corporate Customer. Any disputes regarding the same or delivery of the Service or otherwise will be settled between Corporate Customer and the User and Bank shall not be a party to any such dispute. Any request for refund by the User on any grounds whatsoever should be taken up directly with the Corporate Customer and the Bank will not be concerned with such a request.
- > Bank takes no responsibility in respect of the services provided and User shall not be entitled to make any claim against the Bank for deficiency in the services provided by the Corporate Customer.
- > The User shall not publish, display, upload or transmit any information prohibited under Rule 3(2) of the Information Technology (Intermediaries guidelines) Rules, 2011.
- > In case of non-compliance of the terms and conditions of usage by the User, the Bank has the right to immediately terminate the access or usage rights of the User to the computer resource of the Bank and remove the non-compliant information.

Below the disclaimer, there is a checked checkbox with the text "I have read and accepted the terms and conditions stated above. (Click Check Box to proceed for payment.)" and a "Proceed" button.

Step 2: Select **State of Corporate / Institution as "Tamil Nadu"** and **Type of Corporate / Institution as "Educational Institutions"**. Then click "Go"



The screenshot shows the State Bank Collect registration form. The header includes the SBI logo and navigation links for "State Bank Collect" and "State Bank Mops". The main content area is titled "Select State and Type of Corporate / Institution". There are two dropdown menus:

- State of Corporate / Institution \*: Tamil Nadu
- Type of Corporate / Institution \*: Educational Institutions

Below the dropdown menus, there is a "Go" button. A red banner at the bottom of the form contains the following text:

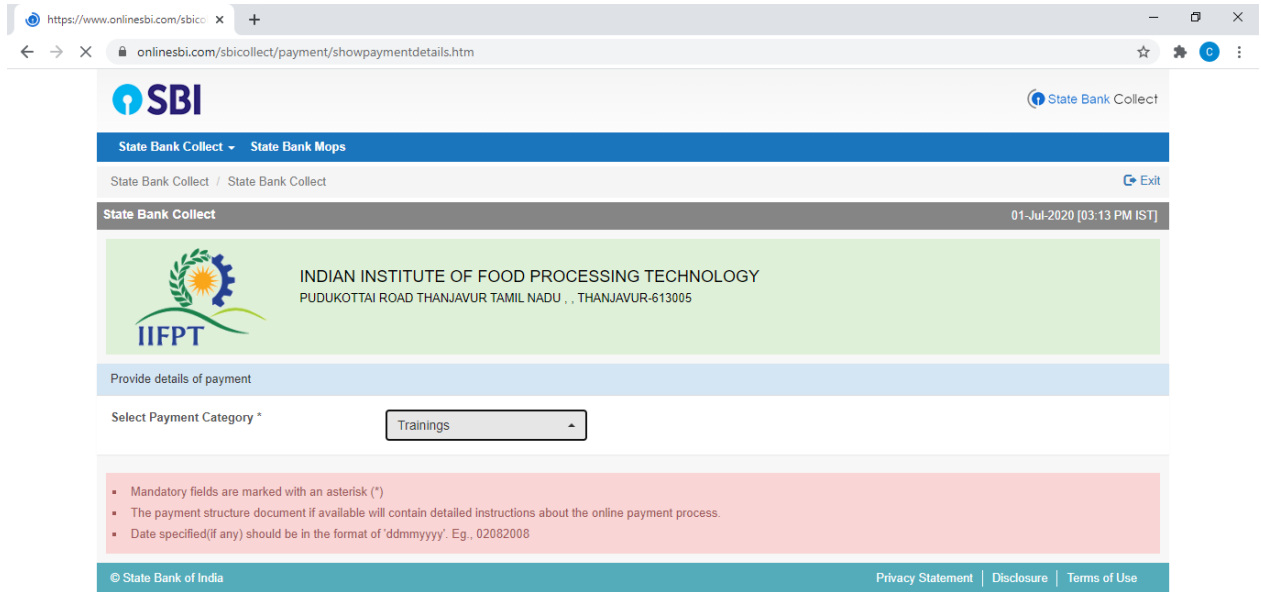
- Mandatory fields are marked with an asterisk (\*)
- State Bank Collect is a unique service for paying online to educational institutions, temples, charities and/or any other corporates/institutions who maintain their accounts with the Bank.

Step 3: Select Educational Institutions Name as “INDIAN INSTITUTE OF FOOD PROCESSING TECHNOLOGY” and click “Submit”.

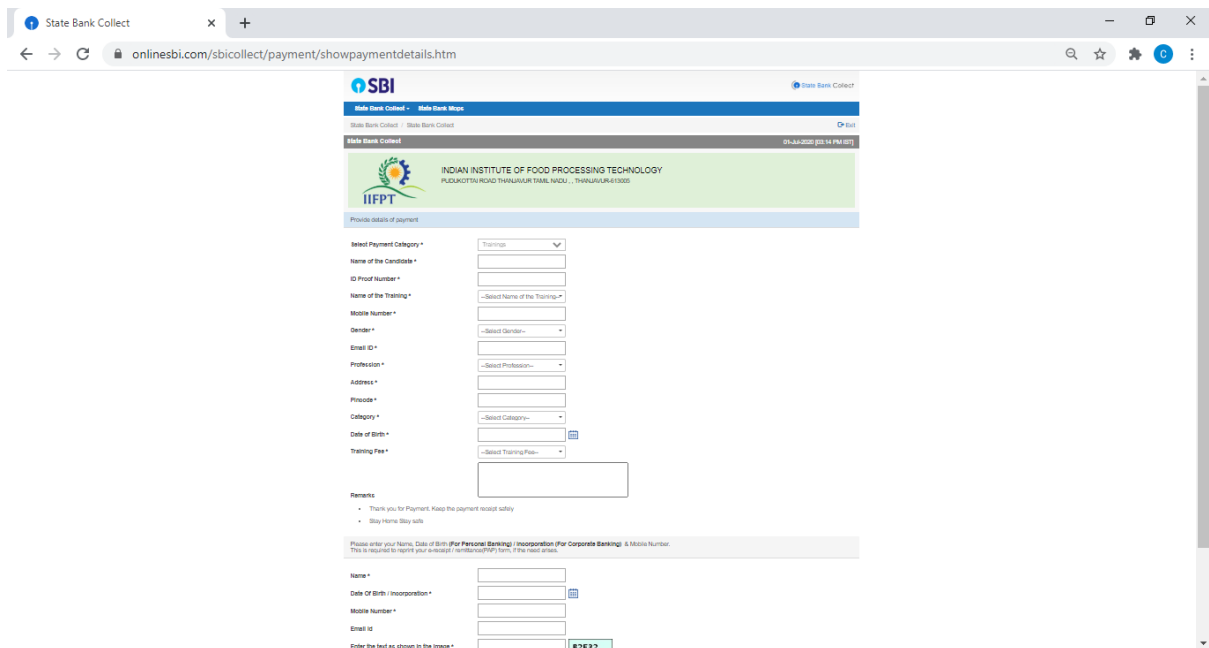
The screenshot shows a web browser window with the URL `onlinesbi.com/sbicollect/payment/listinstitution.htm`. The page header includes the SBI logo and "State Bank Collect". Below the header, there is a navigation bar with "State Bank Collect" and "State Bank Mops". The main content area is titled "State Bank Collect" and "Select from Educational Institutions". A form field labeled "Educational Institutions Name \*" contains the text "INDIAN INSTITUTE OF FOOD PROCESS". Below the form field are two buttons: "Submit" and "Back". A red banner at the bottom of the form area contains the text: "Mandatory fields are marked with an asterisk (\*)". The footer of the page includes "© State Bank of India" and links for "Privacy Statement", "Disclosure", and "Terms of Use".

Step 4: select Select Payment Category as “Trainings”

The screenshot shows a web browser window with the URL `onlinesbi.com/sbicollect/payment/listcategory.htm`. The page header includes the SBI logo and "State Bank Collect". Below the header, there is a navigation bar with "State Bank Collect" and "State Bank Mops". The main content area is titled "State Bank Collect" and "Provide details of payment". A form field labeled "Select Payment Category \*" has a dropdown menu open, showing the following options: "ACADEMIC FEE", "Admission Application Fee", "HOSTEL DINNING CHARGES", "HOSTEL ESTABLISHMENT FEES", "ICRAFPT 2018", "RECRUITMENT APPLICATION FEE", "Seminar / Prog. Registration", and "Trainings". The "Trainings" option is selected. A red banner at the bottom of the form area contains the text: "Mandatory fields are marked with an asterisk (\*)", "The payment structure document if available will contain detailed instructions about the online payment process.", and "Date specified(if any) should be in the format of 'ddmmyyyy'. Eg., 02082008". The footer of the page includes "© State Bank of India" and links for "Privacy Statement", "Disclosure", and "Terms of Use".



Step 5: Fill the form with your details and proceed the payment.



Note: Please select your appropriate "Name of the Training" and "Training Fee"

State Bank Collect / State Bank Mops

State Bank Collect / State Bank Collect

State Bank Collect 01-Jul-2020 [03:14 PM IST]

**IIFPT**  
INDIAN INSTITUTE OF FOOD PROCESSING TECHNOLOGY  
PUDUKOTTAI ROAD THANJAVUR TAMIL NADU , THANJAVUR-613005

Provide details of payment

Select Payment Category \* Trainings

Name of the Candidate \*

ID Proof Number \*

Name of the Training \*  
--Select Name of the Training--  
--Select Name of the Training--  
Food Safety HACCP and GMP for Food Processing Industry  
Baking Techniques  
Processing of Paddy and Value addition of Rice  
Non Thermal Processing

Mobile Number \*

Gender \*

Email ID \*

Profession \*  
--Select Profession--

Address \*

Date of Birth \*

Training Fee \*  
--Select Training Fee--  
--Select Training Fee--  
590  
1180  
5900

Remarks

- Thank you for Payment. Keep the payment receipt safely
- Stay Home Stay safe

Please enter your Name, Date of Birth (For Personal Banking) / Incorporation (For Corporate Banking) & Mobile Number. This is required to reprint your e-receipt / remittance(PAP) form, if the need arises.

Name \*

Date Of Birth / Incorporation \*

Mobile Number \*

Email Id

Enter the text as shown in the image \* 22331

Submit Reset Back

Mandatory fields are marked with an asterisk (\*)  
The payment structure document if available will contain detailed instructions about the online payment process.